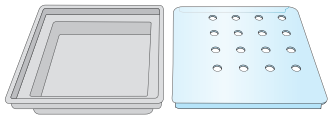


Columbus' Egg

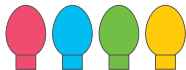


INSTRUKCJA I ROZWIĄZANIA

ZAWARTOŚĆ



Pudełko z planszą gry



16 jajek (w 4 kolorach)



20 kart z 40 zadaniami

PRZYGOTOWANIE

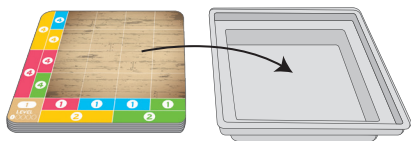
1

Wybierz kartę z zadaniem.



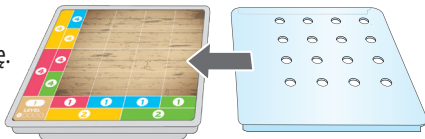
2

Położ kartę na wierzchu stosu kart i włóż cały stos do pudełka.



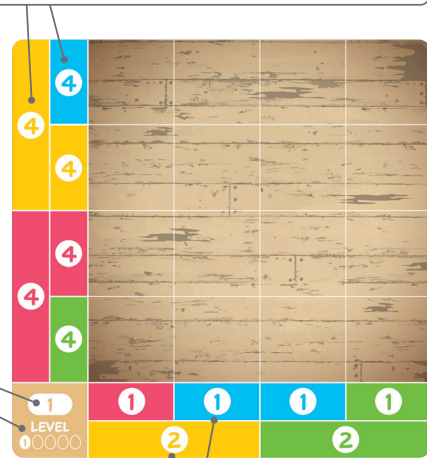
3

Nasuj planszę na pudełko. Gotowe, możesz zaczynać grę.



KARTY ZADAŃ

Te liczby i kolory informują, ile jajek i w jakich kolorach należy umieścić poziomo – w rzędach planszy.



Zadanie

Im więcej zamalowanych 0, tym trudniejsze jest zadanie.

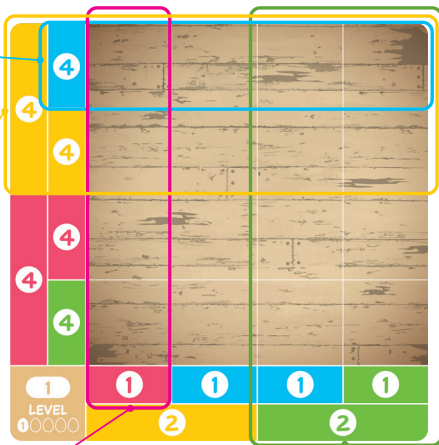
Te liczby i kolory informują, ile jajek i w jakich kolorach należy umieścić pionowo – w kolumnach planszy.

ZASADY GRY

Kładź na planszy jajka, kierując się wskazaniem liczb i kolorów. Zadanie będzie rozwiązane, gdy każde jajko znajdzie się na swoim miejscu.

W tym rzędzie trzeba rozmieścić 4 niebieskie jajka.

W tych dwóch rzędach trzeba rozmieścić w sumie 4 żółte jajka.




W tej kolumnie musi znaleźć się 1 różowe jajko.


W tych dwóch kolumnach trzeba umieścić gdzieś dokładnie 2 zielone jajka.

Aby rozwiązać zadanie, czytaj uważnie wskazówki dla rzędów i kolumn i sprawdzaj różne ułożenia jajek na planszy.


Przykład zadania




Rozwiązanie




1




2




5




6




3




4




7




8




9




10




13




14



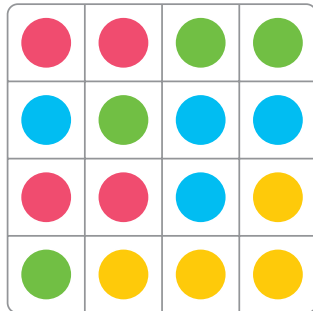
11



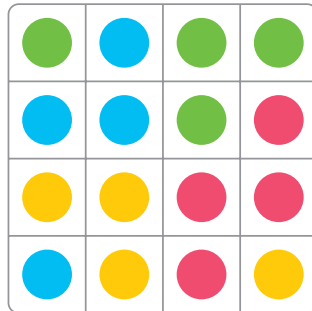
12




15




16




17




18




21




22




19




20




23




24




25




26




29




30




27




28




31




32




33




34




37




38




35




36



39



40





© 2021 HUCH!

© 2020 HANAYAMA CO., LTD JAPAN

Wszelkie prawa zastrzeżone.

Autorzy: Timo Jokitalo, Vesa Timonen

Design: Sabine Kondirolli, HUCH!

Redakcja: Tina Landwehr-Rödde

Tłumaczenie: Marcin Szrama

Dystrybucja:

Hutter Trade GmbH + Co KG

Bgm.-Landmann-Platz 1-5

89312 Günzburg | NIEMCY

www.hutter-trade.com

Ostrzeżenie! Nie nadaje się dla dzieci w wieku poniżej 3 lat.
Małe części. Niebezpieczeństwo udławienia się.

HUCH!